



Quality Access Doors- FAST!

SUBMITTAL/TECHNICAL DATA SHEET

APPLICATION

Designed to provide access in walls and ceilings, while maintaining an invisible, architecturally pleasing appearance

FEATURES

- Door panel is supplied with one layer of 5/8" drywall (or 1/2")
- Removable door panel
- Concealed hinge

SPECIFICATIONS

MATERIAL: Aluminum extrusion

DOOR: 5/8" drywall inserted into door panel (1/2" also available)

DOOR FRAME: Recessed aluminum extrusion provides similar edge to drywall bead against which wall or ceiling surface can be finished

HINGE: Unique concealed non corroding two point pin hinge


STANDARD LATCH: Screwdriver operated cam latch

OPTIONAL LATCHES/LOCKS: Tamper resistant torx head cam latch, cylinder lock and key, concealed touch latch

FINISH: Mill Finish. Drywall is ready to be finished to match surrounding wall or ceiling surface

SKU: **BA-BP-58**

DRYWALL PANEL DOOR

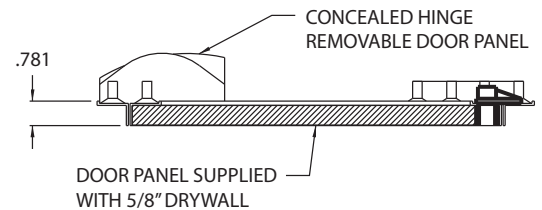


DIMENSIONS AND APPEARANCE

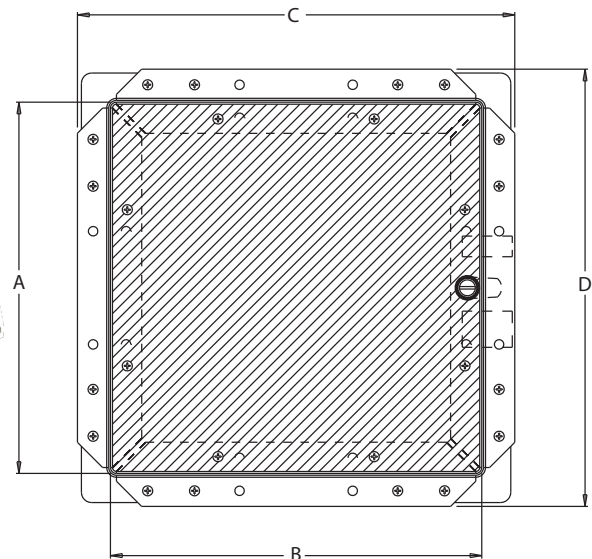
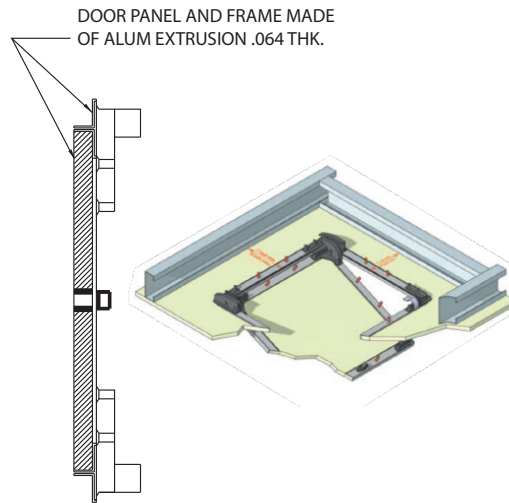
>> CLICK TO VIEW ADDITIONAL DETAILS AND PRICING <<

DOOR SIZE W x H INCHES (MM)	WEIGHT	
	LBS	KG
12 x 12 (305 x 305)	5.0	2.25
18 x 18 (457 x 457)	9.0	4.00
24 x 24 (610 x 610)	14.0	6.30
24 x 36 (610 x 914)	21.0	9.50

Wall or ceiling opening is W + 1/4" (6 mm)
For detailed specifications see submittal sheet



MANUFACTURED BY ACUDOR



For a complete list of options visit www.BestAccessDoors.com

PROJECT DATA

Custom Sizes Available - Fast!

Scan or Click



To view Pricing and Additional Product Info.

PROJECT NAME :	QTY	W	H	OPTIONS
ARCHITECT :				
DEALER :				
CONTRACTOR :				
LOCATION :	SPECIAL INSTRUCTIONS :			
DATE :				
TAGGING INSTRUCTIONS :	SUBMITTAL APPROVAL : (signature or stamp)			

TELEPHONE:
1-800-483-0823
FAX:
1-888-828-6021



228 PARK AVE. S. #76520
NEW YORK, NY, 10003

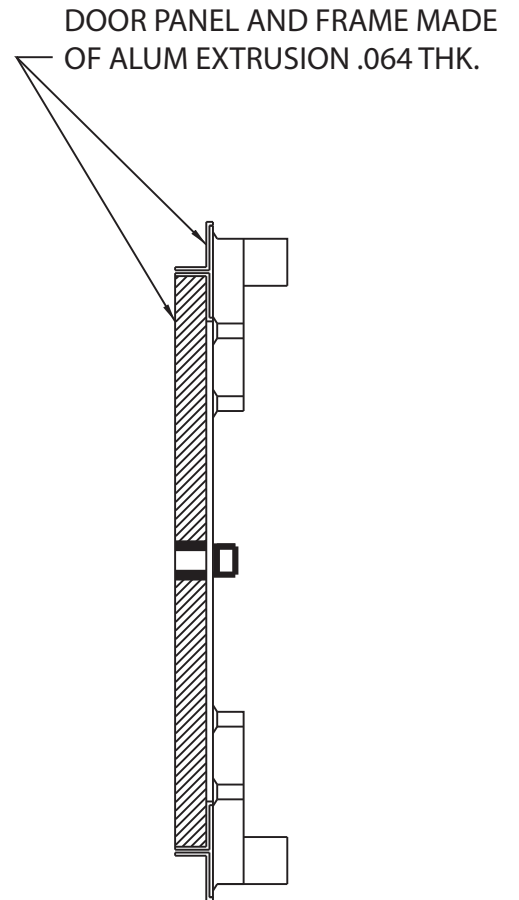
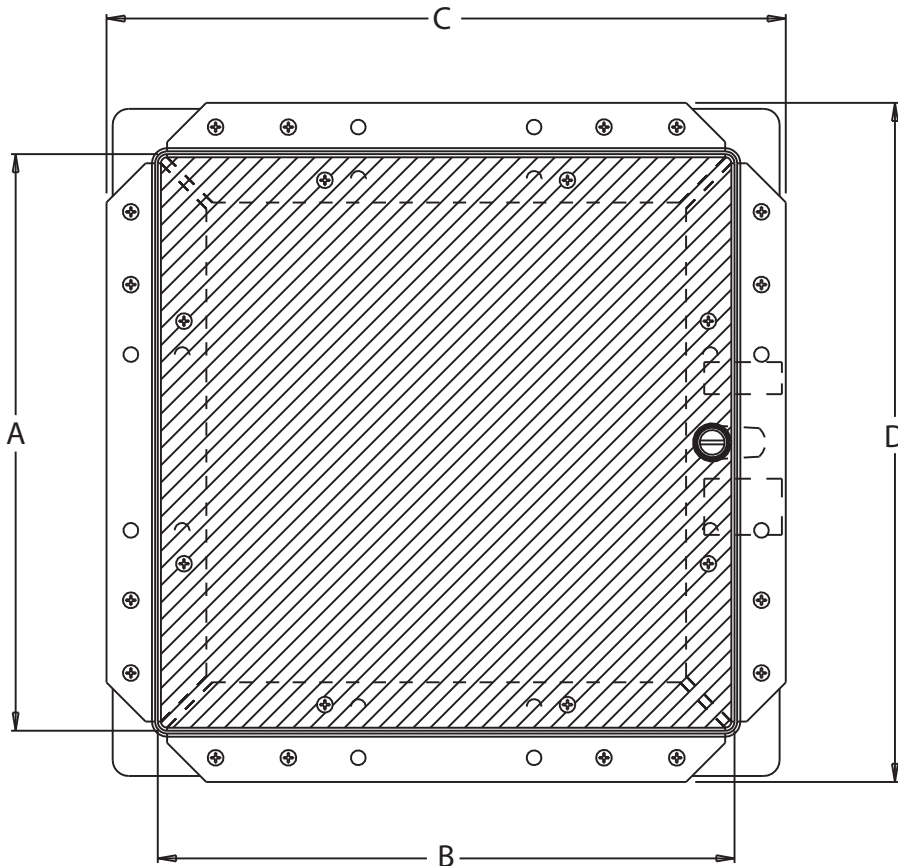
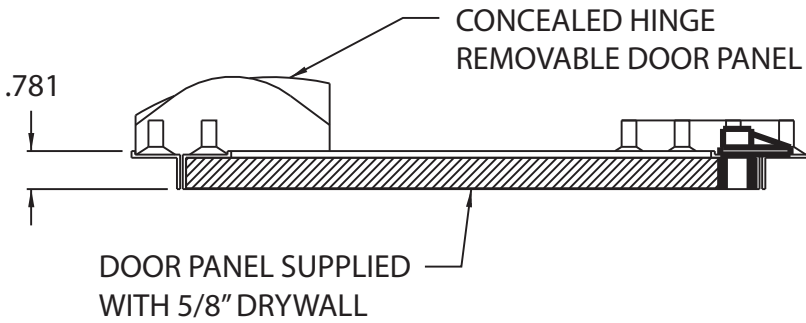


WEBSITE:
www.BestAccessDoors.com
E-MAIL:
info@bestaccessdoors.com

BA-BP-58

BAUCO PLUS DRYWALL INSERT PANEL DOOR

NOMINAL DOOR SIZE	A	B	C	D	WALL/CEILING OPENING	LOCK
12 x 12 (305 x 305)	11.89 (302)	11.89 (302)	14.00 (356)	14.00 (356)	12.25 x 12.25 311 x 311	1
18 x 18 (457 x 457)	17.89 (454)	17.89 (454)	20.00 (508)	20.00 (508)	18.25 x 18.25 464 x 464	2
24 x 24 (610 x 610)	23.89 (607)	23.89 (607)	26.00 (660)	26.00 (660)	24.25 x 24.25 616 x 616	2
24 x 36 (610 x 914)	35.89 (912)	23.89 (607)	26.00 (660)	38.00 (965)	24.25 x 36.25 616 x 921	2



MANUFACTURED BY ACUDOR