



Quality Access Doors - FAST!

SUBMITTAL/TECHNICAL DATA SHEET

DESCRIPTION

Experience seamless access and uncompromised safety with our KSTE Sesame Exposed Grid Ceiling Access Hatch, meticulously crafted to elevate convenience and functionality within commercial construction spaces.

SPECIFICATION

FRAME: 20-gauge hot-dipped galvanized steel

GASKETING: Flame-retardant polyurethane

DOOR: 20-gauge electro-galvanized steel with 7/32" flange; stove-enamelled white

LOCKS: Equipped with plastic grommets, operated with square head shanked key wrench

COMPATIBILITY: Designed for use in square or beveled edge ceiling tiles

PANEL FUNCTIONALITY: Opens to receive tile and can be removed; opens to a checked position for safety before releasing for a 90° opening.

CONSTRUCTION

1. Frame shall be 20 gauge hot dipped galvanized steel.

2. Door shall be 20 gauge electro-galvanized steel with 7/32" flange stove enameled white.

3. Escutcheon caps shall be plastic molded with hinged flaps.

4. Locks shall be budget locks operated with square shanked key.

For a complete list of options visit www.BestAccessDoors.com

SKU: **BA-KSTE**

SESAME EXPOSED GRID CEILING HATCH

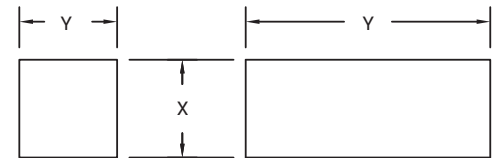


DIMENSIONS AND APPEARANCE

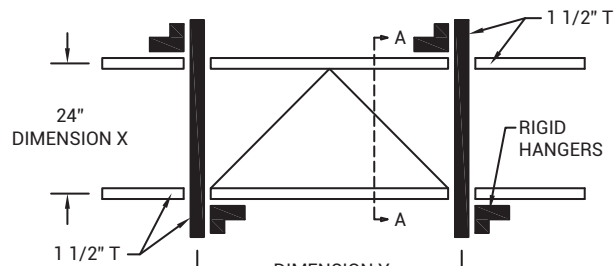
>> [CLICK TO VIEW ADDITIONAL DETAILS AND PRICING <<](#)

STANDARD SIZES:

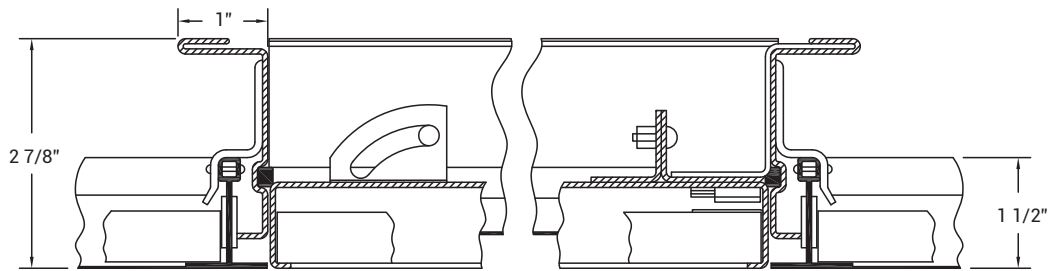
DOOR SIZE W" X H"	SHIP WEIGHT LBS.
24" X 24"	19 LBS
24" X 48"	35 LBS



OPENING SYSTEM



PANEL SUPPORT ILLUSTRATION



SECTION A-A
SCALE 1:2

PROJECT DATA

Custom Sizes Available - Fast!

PROJECT NAME :	QTY	W	H	OPTIONS
ARCHITECT :				
DEALER :				
CONTRACTOR :				
LOCATION :	SPECIAL INSTRUCTIONS :			
DATE :	SUBMITTAL APPROVAL : (signature or stamp)			
TAGGING INSTRUCTIONS :				

Scan or Click



To view Pricing and Additional Product Info.

TELEPHONE:
1-800-483-0823
FAX:
1-888-828-6021



228 PARK AVE. S. #76520
NEW YORK, NY, 10003



WEBSITE:
www.BestAccessDoors.com
E-MAIL:
info@bestaccessdoors.com