



Quality Access Doors- **FAST!**

ADVANTAGES

- Aluminum ceiling access doors provide convenient access to services or controls located in ceilings. Model CT is designed for use in suspended tile ceilings.

- Units are installed by bolting the hanger brackets to the hanger rods furnished and installed by the ceiling contractor.

- Aluminum cover and frame with stainless steel hinges produce a strong, lightweight, corrosion-resistant assembly.

- Continuous hinges, opening upward or, if desired, downward hinges are available.

-Frame flange serving as a support ledge for the tile.

SUBMITTAL/TECHNICAL DATA SHEET

SKU: **BA-CT-1-US**

ALUMINUM DOORS

FOR SUSPENDED CEILINGS

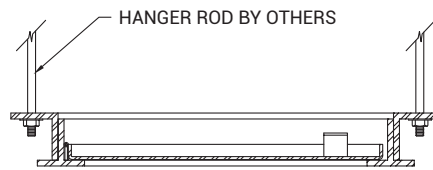


DIMENSIONS AND APPEARANCE

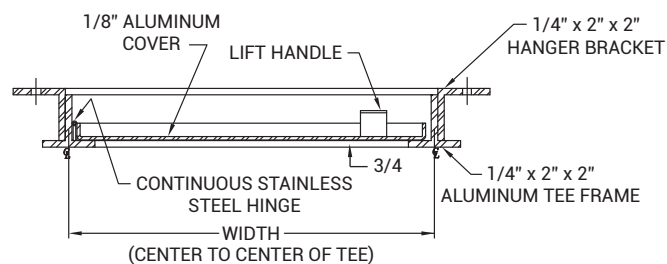
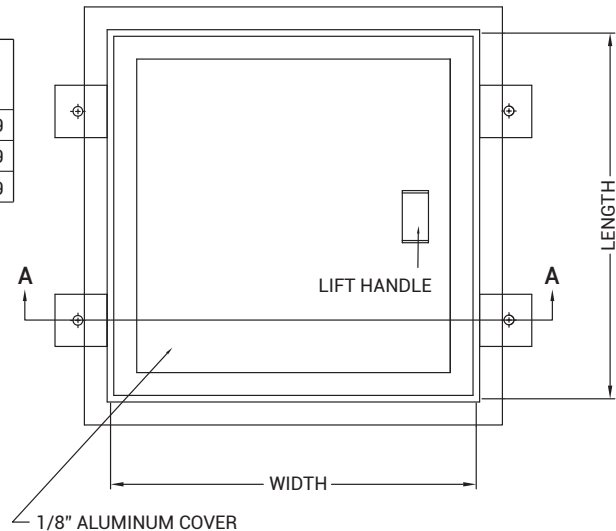
>> CLICK TO VIEW ADDITIONAL DETAILS AND PRICING <<

STANDARD SIZES AND PRODUCT NUMBERS:

| STYLE | LEAF TYPE | DIMENSIONS CENTER TO CENTER OF ANGLES OR TEES | PRODUCT NUMBER |
|-------|-----------|---|-------------------|
| CT-1 | SINGLE | 2'-6" x 2'-6" | 3520-317-9 |
| CT-2 | SINGLE | 2'-6" x 3'-0" | 3520-320-9 |
| CT-3 | DOUBLE | 2'-6" x 2'-6" | 3520-325-9 |

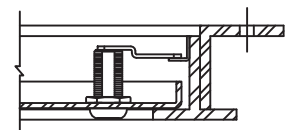


INSTALLATION DETAIL



SECTION VIEW A-A

OPTIONAL CYLINDER LOCK



For a complete list of options visit
www.BestAccessDoors.com

PROJECT DATA

Custom Sizes Available - Fast!

Scan or Click



To view Pricing and
Additional Product Info.

| | | | | |
|------------------------|--|---|---|---------|
| PROJECT NAME : | QTY | W | H | OPTIONS |
| ARCHITECT : | | | | |
| DEALER : | | | | |
| CONTRACTOR : | | | | |
| LOCATION : | SPECIAL INSTRUCTIONS : | | | |
| DATE : | | | | |
| TAGGING INSTRUCTIONS : | SUBMITTAL APPROVAL : (signature or stamp) | | | |

TELEPHONE:
1-800-483-0823
FAX:
1-888-828-6021



228 PARK AVE. S. #76520
NEW YORK, NY, 10003



WEBSITE:
www.BestAccessDoors.com
E-MAIL:
info@bestaccessdoors.com