



Quality Access Doors - FAST!

SUBMITTAL/TECHNICAL DATA SHEET

ADVANTAGES

- Aluminum ceiling access doors provide convenient access to services or controls located in ceilings. Model CT is designed for use in suspended tile ceilings.

- Units are installed by bolting the hanger brackets to the hanger rods furnished and installed by the ceiling contractor.

- Aluminum cover and frame with stainless steel hinges produce a strong, lightweight, corrosion-resistant assembly.

- Continuous hinges, opening upward or, if desired, downward hinges are available.

- Frame flange serving as a support ledge for the tile.

SKU: **BA-CT-2-US**

ALUMINUM DOORS

FOR SUSPENDED CEILING

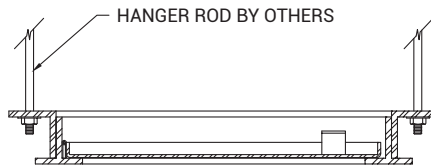


DIMENSIONS AND APPEARANCE

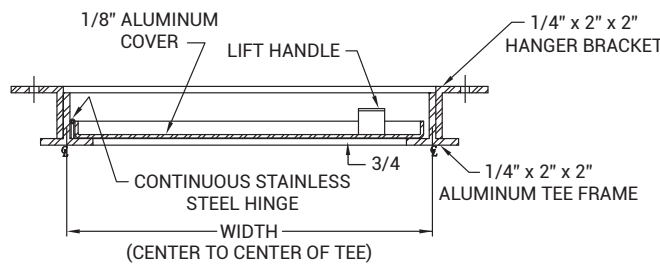
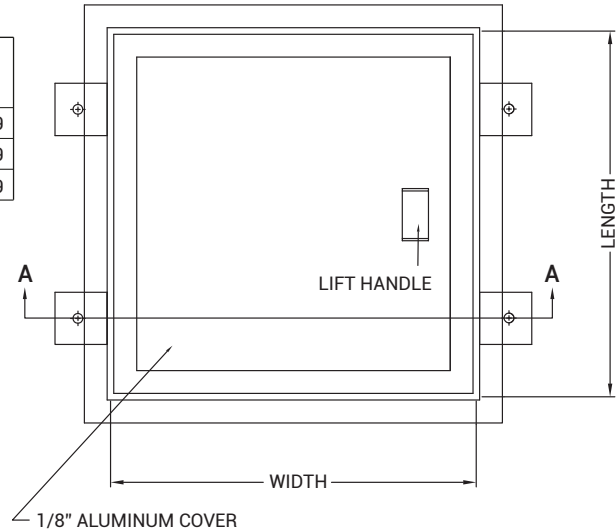
>> [CLICK TO VIEW ADDITIONAL DETAILS AND PRICING <<](#)

STANDARD SIZES AND PRODUCT NUMBERS:

STYLE	LEAF TYPE	DIMENSIONS CENTER TO CENTER OF ANGLES OR TEES	PRODUCT NUMBER
CT-1	SINGLE	2'-6" x 2'-6"	3520-317-9
CT-2	SINGLE	2'-6" x 3'-0"	3520-320-9
CT-3	DOUBLE	2'-6" x 2'-6"	3520-325-9

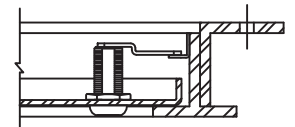


INSTALLATION DETAIL



SECTION VIEW A-A

OPTIONAL CYLINDER LOCK



For a complete list of options visit www.BestAccessDoors.com

PROJECT DATA

Custom Sizes Available - Fast!

PROJECT NAME :	QTY	W	H	OPTIONS
ARCHITECT :				
DEALER :				
CONTRACTOR :				
LOCATION :	SPECIAL INSTRUCTIONS :			
DATE :	SUBMITTAL APPROVAL : (signature or stamp)			
TAGGING INSTRUCTIONS :				

Scan or Click



To view Pricing and Additional Product Info.

TELEPHONE:
1-800-483-0823
FAX:
1-888-828-6021



228 PARK AVE. S. #76520
NEW YORK, NY, 10003



WEBSITE:
www.BestAccessDoors.com

E-MAIL:
info@bestaccessdoors.com