



Quality Access Doors- FAST!

SUBMITTAL/TECHNICAL DATA SHEET

DESCRIPTIONS

Two hour fire-rated access panel for use in walls where control of temperature rise and heat transmission is required. Designed without the use of springs, allowing easier access through the door opening.

SPECIFICATIONS

MATERIAL: Satin finish galvanized steel or 304 stainless steel.

FRAME: 16 ga up to and including 30" x 48" (762mm x 1219mm), larger sizes are 14 ga. Depth (D) = 3 1/2" (89mm).

FLANGE: Exterior flange width is 7/8" (22mm). Overall width 1-1/2" (38 mm).

DOOR PANEL: 18 gauge, 22 gauge liner, with inside pull handle.

INSULATION: The door panel contains 1 1/2" of high temperature insulation material.

FINISH: Rust-inhibitive off-white prime coat or # 4 polished stainless steel finish on exterior surface.

HINGES: Concealed continuous piano hinge allows the door panel to open inward 90°. The hinge is placed on the "H" dimension.

PANEL CLOSER: Concealed door closer allows the door panel to be self-closing and self-latching from an open position of approx. 90° as required by NFPA 80.

LATCH: The standard factory installed latch is a flush mount 1/4" allen key (A). The interior latch release is standard on doors.

SIZES:
Minimum size 16" x 16"
Maximum size 48" x 60".

CLEAR OPENING: Width minus 3-1/4", Height minus 1-1/2".

SKU: **BA-FD2WI**

2H FIRE-RATED ACCESS PANEL FOR WALLS

WITH INWARD OPENING DOOR



DIMENSIONS AND APPEARANCE

>> [CLICK TO VIEW ADDITIONAL DETAILS AND PRICING <<](#)

STANDARD SIZES:

Model	Rough Opening is Order Size W x H Hinge Side is "H"		No. of Latches/ Locks	Weight	
	Inches Width x Height	Metric (mm) Width x Height		Kgs	Lbs.
FD2WI-1616	16 x 16	406 x 406	1	8	17
FD2WI-1624	16 x 24	406 x 610	1	10	23
FD2WI-1818	18 x 18	457 x 457	1	9	20
FD2WI-1824	18 x 24	457 x 610	1	11	25
FD2WI-1830	18 x 30	457 x 762	1	13	29
FD2WI-1836	18 x 36	457 x 914	1	16	35
FD2WI-1848	18 x 48	457 x 1219	1	20	45
FD2WI-2020	20 x 20	508 x 508	1	10	23
FD2WI-2024	20 x 24	508 x 610	1	12	26
FD2WI-2030	20 x 30	508 x 762	1	15	32
FD2WI-2036	20 x 36	508 x 914	1	17	38
FD2WI-2040	20 x 40	508 x 1016	1	19	42
FD2WI-2222	22 x 22	559 x 559	1	12	27
FD2WI-2230	22 x 30	559 x 762	1	15	34
FD2WI-2236	22 x 36	559 x 914	1	19	41
FD2WI-2424	24 x 24	610 x 610	1	14	30
FD2WI-2430	24 x 30	610 x 762	1	19	41
FD2WI-2436	24 x 36	610 x 914	1	14	30
FD2WI-2448	24 x 48	610 x 1219	2	16	36
FD2WI-3030	30 x 30	762 x 762	1	20	43
FD2WI-3036	30 x 36	762 x 914	2	23	51
FD2WI-3048	30 x 48	762 x 1219	2	30	66
FD2WI-3232	32 x 32	813 x 813	2	22	49
FD2WI-3636	36 x 36	914 x 914	2	27	60
FD2WI-3648	36 x 48	914 x 1219	2	35	77
FD2WI-3660	36 x 60	914 x 1524	2	44	97
FD2WI-4040	40 x 40	1016 x 1016	2	33	72
FD2WI-4048	40 x 48	1016 x 1219	2	38	84
FD2WI-4060	40 x 60	1016 x 1524	2	48	105
FD2WI-4848	48 x 48	1219 x 1219	2	44	98
FD2WI-4860	48 x 60	1219 x 1524	2	55	122



Intertek

FIRE-RATING INFORMATION

Intertek Warnock Hersey Listed and Labeled:
2 Hour Fire Rating Vertical Installation only
Temp Rise Max: 139°C/250° F at 30 Min 250°
C/450° F at 60 Min

Testing Standards:

Vertical: ASTM 252, UL 10(b), CAN/ULC S104

Optional Smoke Gasket Testing Standards: UL

UL 1784 per NFPA 105, ASTM E152, CAN4
S106, UBC 7-2, UL 10 (b) NFPA 252 (90-
minute)

LATCH AND LOCK OPTIONS

Standard 1/4" Allen Key (A)	Optional Mortise Lock (KK)	Optional Knurled Knob (MPI)

Clear Opening = Width minus 3-1/4",
Height minus 1-1/2"

Second dimension given is the hinge side
(shown in **Bold**) unless otherwise specified.

Other sizes available upon request for all Models.

For a complete list of options visit
www.BestAccessDoors.com

PROJECT DATA

Custom Sizes Available - Fast!

Scan or Click



To view Pricing and
Additional Product Info.

PROJECT NAME :	QTY	W	H	OPTIONS
ARCHITECT :				
DEALER :				
CONTRACTOR :				
LOCATION :	SPECIAL INSTRUCTIONS :			
DATE :	SUBMITTAL APPROVAL : (signature or stamp)			
TAGGING INSTRUCTIONS :				

TELEPHONE:
1-800-483-0823
FAX:
1-888-828-6021



228 PARK AVE. S. #76520
NEW YORK, NY, 10003



WEBSITE:
www.BestAccessDoors.com
E-MAIL:
info@bestaccessdoors.com



SUBMITTAL

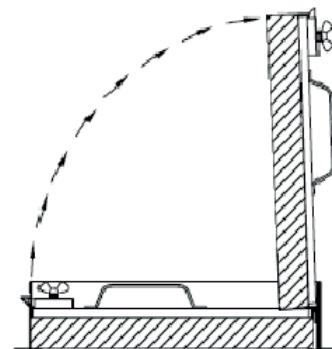
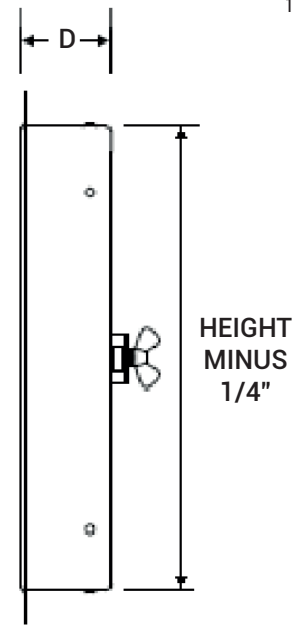
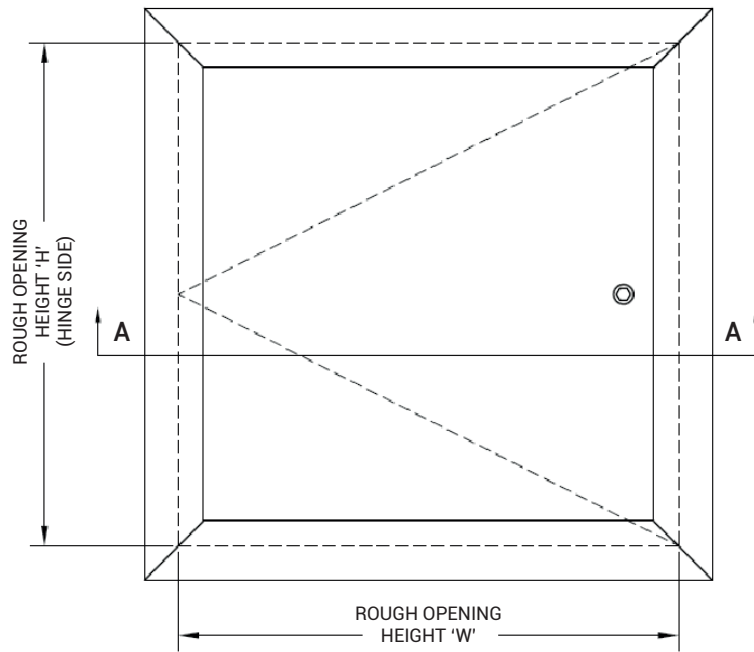
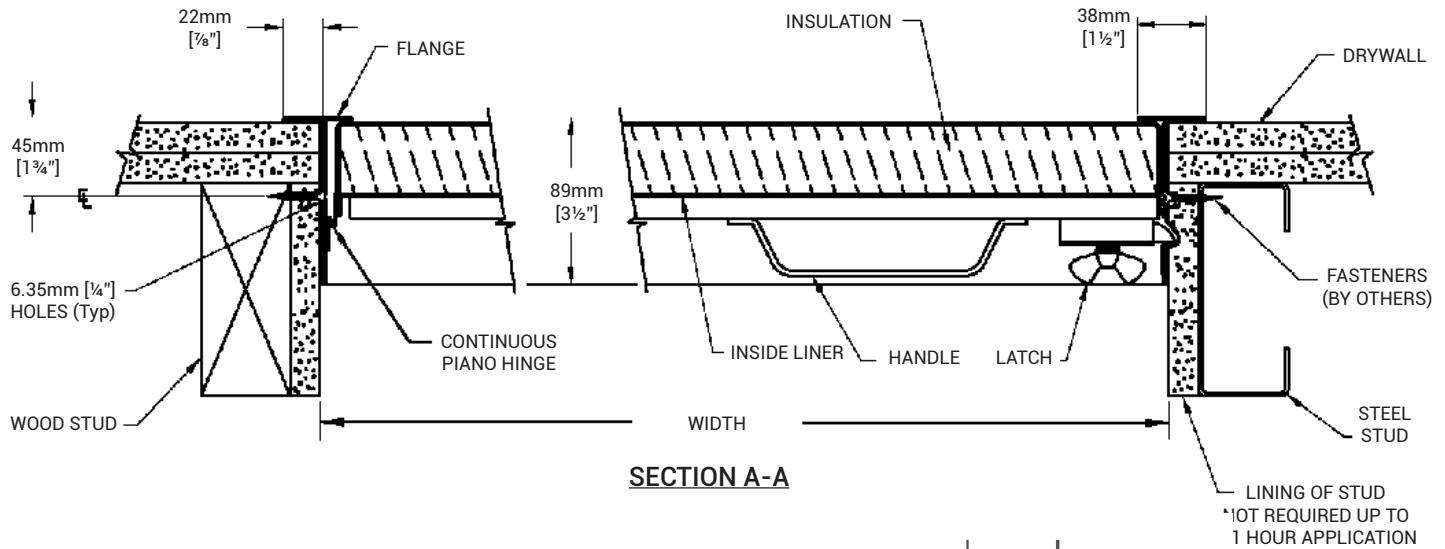
TELEPHONE:
1-800-483-0823
FAX:
1-888-828-6021

228 PARK AVE. S. #76520
NEW YORK, NY, 10003

WEBSITE:
www.BestAccessDoors.com
E-MAIL:
info@bestaccessdoors.com

BA-FD2WI

2 HOUR FIRE-RATED ACCESS PANEL FOR WALLS WITH INWARD OPENING DOOR



Quality Access Doors - FAST!