




Quality Access Doors- FAST!

# SUBMITTAL/TECHNICAL DATA SHEET

SKU: **BA-HHD-GYP**

## HEAVY DUTY ACCESS DOOR FOR LARGE OPENINGS

WITH DRYWALL BEAD FLANGE



### STANDARD OPTIONS

- MATERIAL:**  
16 gauge cold rolled steel
- HINGE:**  
Continuous piano hinge.  
Note: Hinge on second dimension (Height)
- LOCK / LATCH:**  
Screwdriver-operated cylinder cam latch
- FINISH:**  
High quality white powder coat primer
- PACKAGING:**  
• Individually wrapped  
• 1 Per box

### OPTIONS AVAILABLE

- MATERIAL:**  
Stainless steel 304 #4 (brushed finish)
- LOCK / LATCH:**  
• Key operated cylinder cam latch  
• Handle operated cam latch  
• Mortise preparation for cylinder (cylinder optional)  
• Mortise deadbolt lock
- DESIGN:** Double leaf

For a complete list of options visit [www.BestAccessDoors.com](http://www.BestAccessDoors.com)

Scan or Click



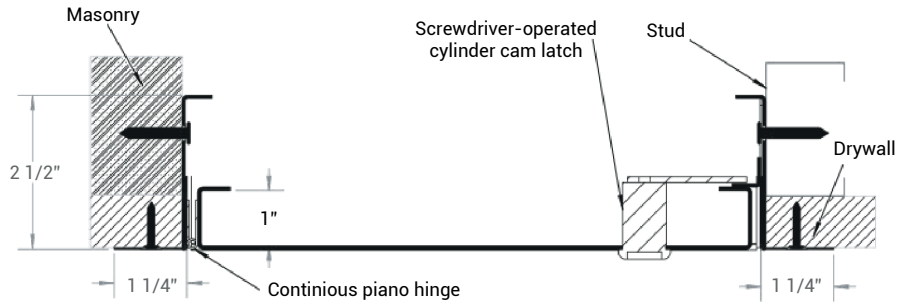
To view Pricing and Additional Product Info.

**LEED READY: THIS PRODUCT CONTRIBUTES TO LEED® CREDITS**



### INSTALLATION

>> [CLICK TO VIEW ADDITIONAL DETAILS AND PRICING <<](#)

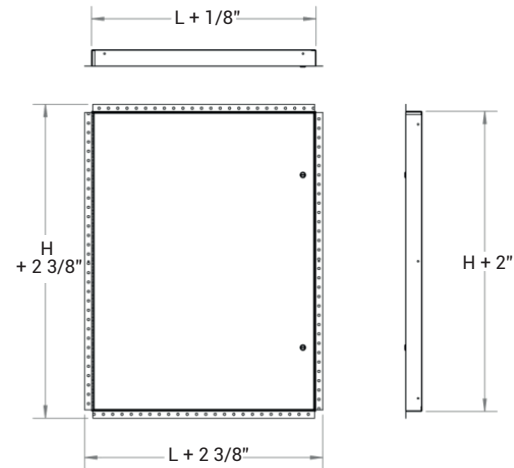


### DIMENSIONS AND APPEARANCE

#### STANDARD SIZES:

DOOR SIZE W x H INCHES (MM)	NUMBER OF LOCKS	WEIGHT	
		LBS	KG
48 x 48 (1219 x 1219)	2	61.1	27.7

Rough wall opening = door size + 1/4" or + 6mm



### PROJECT DATA

Custom Sizes Available - Fast!

PROJECT NAME :	QTY	W	H	OPTIONS
ARCHITECT :				
DEALER :				
CONTRACTOR :				
LOCATION :	SPECIAL INSTRUCTIONS :			
DATE :	SUBMITTAL APPROVAL : (signature or stamp)			
TAGGING INSTRUCTIONS :				

TELEPHONE:  
1-800-483-0823  
FAX:  
1-888-828-6021



228 PARK AVE. S. #76520  
NEW YORK, NY, 10003



WEBSITE:  
[www.BestAccessDoors.com](http://www.BestAccessDoors.com)  
E-MAIL:  
[info@bestaccessdoors.com](mailto:info@bestaccessdoors.com)