




Quality Access Doors - FAST!

SUBMITTAL/TECHNICAL DATA SHEET

SKU: **BA-IG-MAG-S4X10**

REMOVABLE WALL AND CEILING SUPPLY VENT

4" X 10" INVISAGRILLE



DESCRIPTION

A premium flush mount supply vent cover for a 4"x10" duct. Complete with diffuser flaps to control your air flow, this cover fits into the drywall opening of 5"x11" and has a vented/slotted area of 3"x9".

APPLICATION

- Designed for 1/2" and 5/8" thick drywall.
- Suitable for both wall and ceiling installation.
- Screws on to the face of your drywall.
- Once finished seaming over the flange, the product is ready to be primed and painted to your wall colour.
- The inserts comes primed white and ready for your paint colour.

FEATURES

- Magnetic removable triple fibre reinforced cement board grill.
- 24 gauge galvanized satin coat steel frame complete with a beaded edge and adjustable diffuser.
- 4 rare earth magnets (0.250" diametre x 0.060" thick).
- Easy installation, primed and ready to paint.
- Rectangular straight vent slots.
- Impact Resistant.
- Moisture and Water Resistant, Mold Resistant.
- Eco- Friendly Manufacturing and Non-Hazardous.

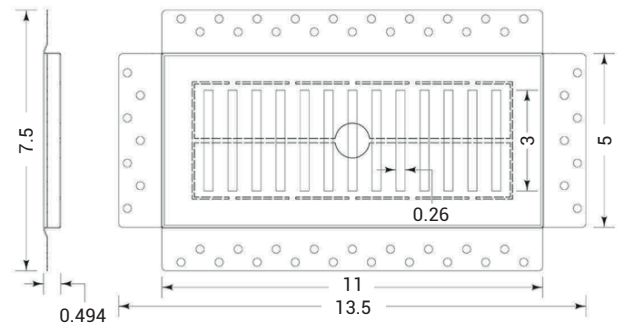
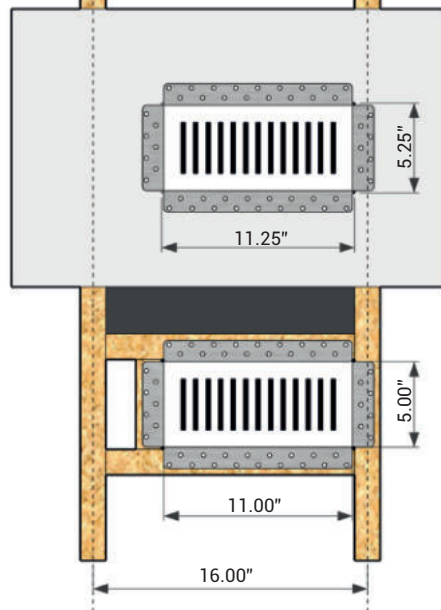
SPECIFICATIONS

- Over 10.14 square inches (65.41 square centimeters) of open area.
- Slot Size: 0.26" x 3" (6.6mm x 76mm).
- 13 rectangular straight vertical slots.
- Overall dimensions are 13.5" x 7.5" x 0.5" (343mm x 190.5mm x 12mm).
- Product weight is 1.1 pounds (0.5 kilograms)

DIMENSIONS AND APPEARANCE

>> [CLICK TO VIEW ADDITIONAL DETAILS AND PRICING <<](#)

CUT YOUR DRYWALL OPENING TO 11.25" X 5.25" TO FIT THE FRAME INSIDE. CENTER OVER 4x10 BOOT.



MATERIAL INFORMATION:

Raw Material: cement, fibres, quartz sand, non-hazardous fillers.
 Density: 1.0 < D ≤ 1.2 g/cm³
 Asbestos Content: 100% asbestos-free
 Fire resistance: non-combustible
 Water Absorption: ≤40%
 Resistant Bending Strength: ≤10.5 MPa dry
 Moisture Movement: 0.25 %
 Freeze Thaw: No distortion after 25 repeated cycles of freezing and thawing .

For a complete list of options visit www.BestAccessDoors.com

PROJECT DATA

Custom Sizes Available - Fast!

Scan or Click



| PROJECT NAME : | QTY | W | H | OPTIONS |
|------------------------|--|---|---|---------|
| ARCHITECT : | | | | |
| DEALER : | | | | |
| CONTRACTOR : | | | | |
| LOCATION : | SPECIAL INSTRUCTIONS : | | | |
| DATE : | SUBMITTAL APPROVAL : (signature or stamp) | | | |
| TAGGING INSTRUCTIONS : | | | | |

TELEPHONE:
1-800-483-0823
FAX:
1-888-828-6021



228 PARK AVE. S. #76520
NEW YORK, NY, 10003



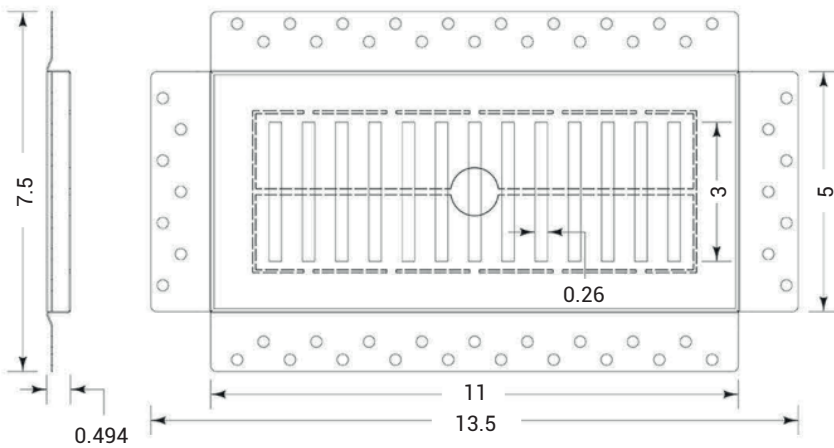
WEBSITE:
www.BestAccessDoors.com
E-MAIL:
info@bestaccessdoors.com

To view Pricing and Additional Product Info.

BA-IG-MAG-S4X10 4" X 10" INVISAGRILLE REMOVABLE WALL AND CEILING SUPPLY VENT

AIRFLOW DATA

| | | | Core Velocity (FPM) | 300 | 400 | 500 | 600 | 700 | 800 | 1000 | 1200 | 1400 |
|---------------------|----------------------|------------------------------|------------------------------|--------|--------|--------|---------|---------|---------|-------|----------|----------|
| Opening Width (in.) | Opening Height (in.) | Core Area (ft ²) | Core Velocity Pressure ("wc) | 0.006 | 0.010 | 0.016 | 0.022 | 0.030 | 0.040 | 0.062 | 0.090 | 0.122 |
| 9 | 3 | 0.1875 | Flow (CFM) | 39 | 53 | 66 | 79 | 92 | 105 | 132 | 158 | 184 |
| | | | Static Pressure ("wc) | 0.018 | 0.031 | 0.049 | 0.070 | 0.095 | 0.125 | 0.195 | 0.280 | 0.382 |
| | | | Throw (ft) (150 100 50) | 3 5 10 | 5 7 14 | 6 9 17 | 7 10 21 | 8 12 24 | 9 14 28 | 17 35 | 14 21 42 | 16 24 49 |



CUT YOUR DRYWALL OPENING TO 11.25" X 5.25" TO FIT THE FRAME INSIDE. CENTER OVER 4x10 BOOT.

