



Quality Access Doors- FAST!

SUBMITTAL/TECHNICAL DATA SHEET

SPECIFICATIONS

MATERIAL:

- M: 14 gauge galvanized steel cover and curb
- RD: .090 Aluminum cover and curb

FINISH:

- Galvanized Steel: White Powder Coat
- Aluminum: Mill Finish

COVER:

- M: 14 gauge galvanized steel exterior with 22 gauge galvanized steel liner bonded to core of 1" rigid styrofoam insulation (M Style) or 1" fiberglass insulation (RB Style).
- RD: Mill finish .090 aluminum exterior with .063 aluminum liner with 1" fiberglass insulation. (RD-1 uses 1" Styrofoam insulation).

CURB:

- M: 14 gauge galvanized steel exterior with 22 gauge galvanized steel liner, a 12" high curb, integral counterflashing, 3-1/2" wide mounting flanges with pre-drilled holes and 2" Polyisocyanurate insulation
- RD: Mill finish .090 aluminum exterior with .063 aluminum liner, a 12" high curb, integral counterflashing, 3-1/2" wide mounting flanges with pre-drilled holes and 2" Polyisocyanurate insulation

GASKET: Extruded EPDM rubber gasket adhered to cover

HINGES: Steel Pintle Hinge

LIFT ASSIST: Cover operation is assisted by enclosed heavy-duty Torsion Coil Spring

LATCHES: Slam latch with exterior handles and padlock hasps.

HARDWARE: All hardware is zinc plated (stainless steel hardware optional)

LOAD CAPACITY: 70 psf

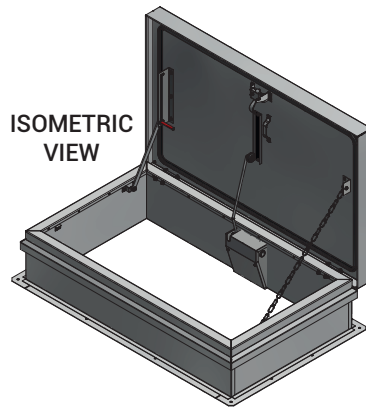
SKU: **BA-RD-2-EE**

SINGLE LEAF ROOF HATCH

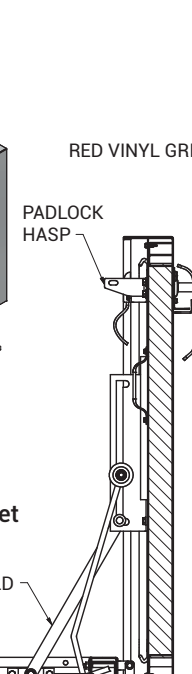


DIMENSIONS AND APPEARANCE

>> [CLICK TO VIEW ADDITIONAL DETAILS AND PRICING <<](#)

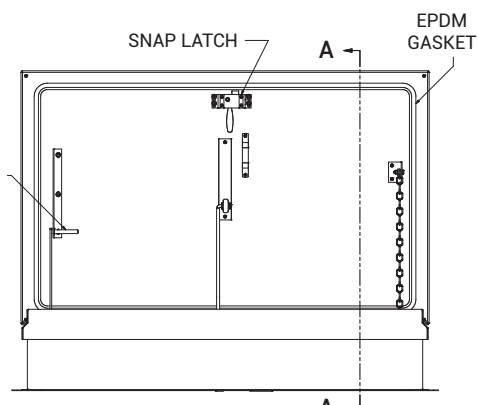


ISOMETRIC VIEW



RED VINYL GRIP

PADLOCK HASP



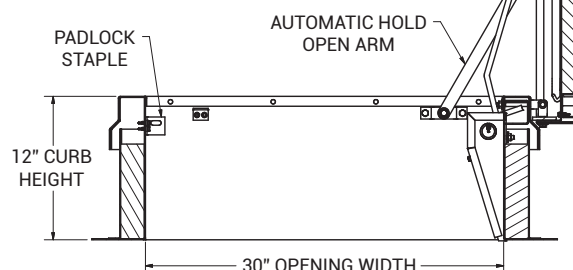
SNAP LATCH

EPDM GASKET

A

A

See more Details on Submittal Sheet



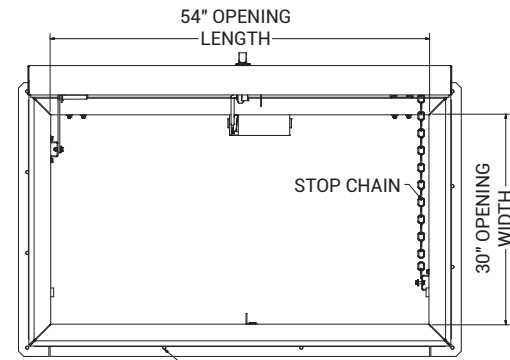
PADLOCK STAPLE

AUTOMATIC HOLD OPEN ARM

12" CURB HEIGHT

30" OPENING WIDTH

SECTION A-A



54" OPENING LENGTH

STOP CHAIN

30" OPENING WIDTH

Ø 7/16 MOUNTING HOLES AROUND ENTIRE PERIMETER SPACED 18-24 O.C.

For a complete list of options visit www.BestAccessDoors.com

PROJECT DATA

Custom Sizes Available - Fast!

Scan or Click



PROJECT NAME :	QTY	W	H	OPTIONS
ARCHITECT :				
DEALER :				
CONTRACTOR :				
LOCATION :	SPECIAL INSTRUCTIONS :			
DATE :	SUBMITTAL APPROVAL : (signature or stamp)			
TAGGING INSTRUCTIONS :				

TELEPHONE:
1-800-483-0823
FAX:
1-888-828-6021



228 PARK AVE. S. #76520
NEW YORK, NY, 10003

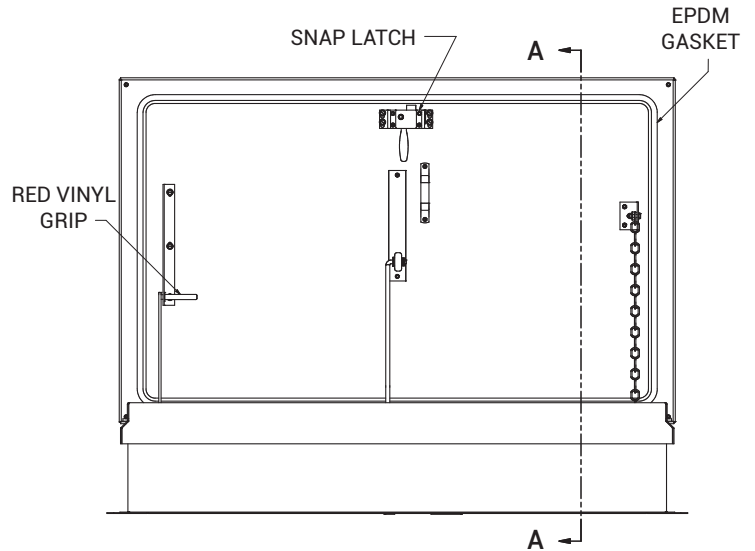
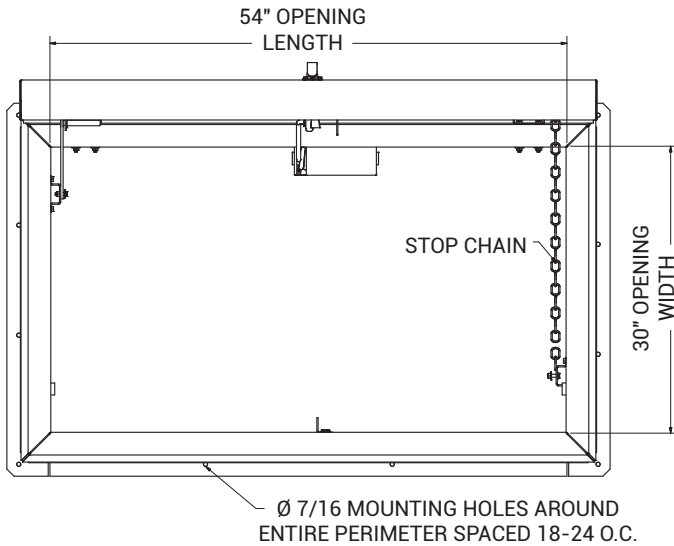


WEBSITE:
www.BestAccessDoors.com
E-MAIL:
info@bestaccessdoors.com

To view Pricing and Additional Product Info.

BA-RD-2-EE

SINGLE LEAF ROOF HATCH



NOTES:

SIZE: 2'-6" X 4'-6"

1. CURB MATERIALS
 - a. 0.090 ALUMINUM CURB
2. CURB CAP MATERIALS
 - b. 0.090 ALUMINUM CURB CAP
3. CURB LINER MATERIALS
 - c. 0.063 ALUMINUM CURB LINER
4. CURB INSULATION THICKNESS AND MATERIALS
 - d. 2" POLYISOCYANURATE CURB INSULATION
5. COVER MATERIALS
 - e. 0.090 ALUMINUM COVER
6. COVER LINER MATERIALS
 - f. 0.063 ALUMINUM COVER LINER
7. COVER INSULATION THICKNESS AND MATERIALS
 - g. 2" POLYISOCYANURATE COVER INSULATION
8. COVER RATED FOR 70PSF LIVE LOAD
9. COVER AND CURB ARE MILL FINISHED
10. ZINC PLATED HARDWARE

