



Quality Access Doors- **FAST!**

## APPLICATION

Acudor Smoke Vents are designed to provide an economical solution for fire ventilation by removing deadly smoke, heat, and gases from a burning building. Single leaf Smoke Vents are used for smaller areas that need venting, including elevator shafts and stairwells. Single leaf units are not U.L. Listed

## FEATURES

- 1/8" thick aluminum
- 12" high insulated curb
- High performance gas springs
- Inside and Outside manual release
- UL Listed Fusible or McCabe Resettable Link
- Stainless Steel Hardware

## OPTIONAL FEATURES

- Curb mount or Metal Building Flange
- Double-Dome Polycarbonate lids for daylighting
- Louvered curb for ventilation

## SPECIFICATIONS

**COVER:** Double-skin construction ("in box type design") with 1" Polyiso (R-6) insulation and a continuous EPDM foam weather/draft seal gasket that is attached to the inside of cover to provide a flush, tight fit. Designed to support a live load of 40lbs./sq. ft., the cover is 1/8" thick aluminum with a 20 gauge aluminum inside liner

**CURB:** 1/8" Aluminum with 1" thick Polyiso (R-6) insulation at curb exterior. Curb is 12" high, with 3.375" wide bottom flange and pre-drilled mounting holes



**HINGE:** Aluminum pintle hinges with 3/8" pin

**OPENING:** Gas spring operators allow cover to open and close with ease. Inside and outside release allows for manual lid operation

**DOOR LATCH:** Self latching Slam Latch. Supplied standard with 165° UL Listed Fusible Link. Resettable McCabe link available

**FINISH:** Mill finish

For a complete list of options visit  
[www.BestAccessDoors.com](http://www.BestAccessDoors.com)

Scan  or 



To view Pricing and  
Additional Product Info.

# SUBMITTAL/TECHNICAL DATA SHEET

SKU: **BA-SVA-SL**

## ALUMINUM SMOKE VENT-SINGLE LEAF



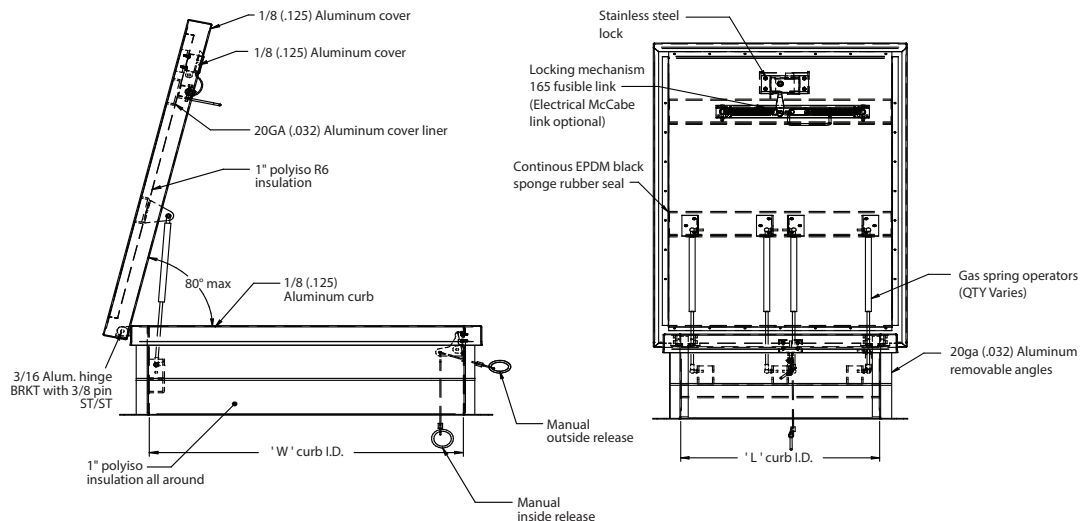
## DIMENSIONS AND APPEARANCE

>> CLICK TO VIEW ADDITIONAL DETAILS AND PRICING <<

MODEL	CURB ID L&W INCHES (MM)	WEIGHT LBS KG
SVA2424	24 x 24 (610 x 610)	60 27.3
SVA2436	24 x 36 (610 x 914)	70 31.8
SVA3030	30 x 30 (762 x 762)	75 34.0
SVA3036	30 x 36 (762 x 914)	85 38.6
SVA3096	36 x 96 (762 x 2438)	212 96.1
SVA3636	36 x 36 (914 x 914)	95 43.2
SVA4848	48 x 48 (1219 x 1219)	123 55.8

For detailed specifications see submittal sheet

MANUFACTURED BY ACUDOR



**ASSEMBLY NOTE:**  
Unit shall be completely assembled as shown and supplied to job ready for installation  
**FINISH:** Mill

## PROJECT DATA

Custom Sizes Available - Fast!

PROJECT NAME :	QTY	W	H	OPTIONS
ARCHITECT :				
DEALER :				
CONTRACTOR :				
LOCATION :	SPECIAL INSTRUCTIONS :			
DATE :				
TAGGING INSTRUCTIONS :	SUBMITTAL APPROVAL : (signature or stamp)			

TELEPHONE:  
1-800-483-0823  
FAX:  
1-888-828-6021



228 PARK AVE. S. #76520  
NEW YORK, NY, 10003



WEBSITE:  
[www.BestAccessDoors.com](http://www.BestAccessDoors.com)  
E-MAIL:  
[info@bestaccessdoors.com](mailto:info@bestaccessdoors.com)

# BA-SVA-SL

# ALUMINUM SMOKE VENT SINGLE LEAF

QTY	OPENING WIDTH 'W'	OPENING LENGTH 'L'	QTY	OPENING WIDTH 'W'	OPENING LENGTH 'L'
	24" (610mm)	24" (610mm)		36" (914mm)	30" (762mm)
	36" (914mm)	24" (610mm)		36" (914mm)	36" (914mm)
	30" (762mm)	30" (762mm)			

