


WB-FR Standard Ultra Fire-Rated Access Door



REPRESENTED BY

DETAIL & SUBMITTAL SHEET

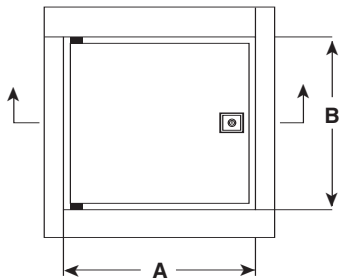
Project:

Specification Reference:

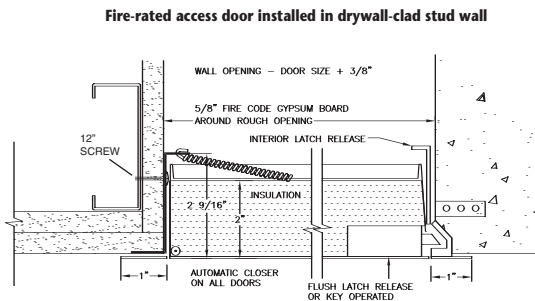
Contractor:

Architect:

Date:

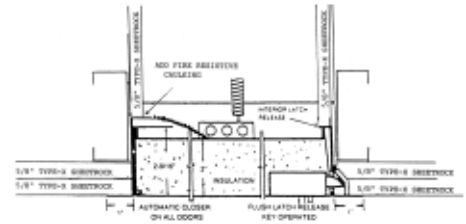


ELEVATION



SECTION DETAIL

Fire-rated access door installed in three-hour ceiling system
On size 16\"/>



Underwriter Laboratories; Northbrook, IL , 1 1/2 hour "B" label 250 F maximum temperature rise in 30 minutes, for vertical wall installations. File # R 10364.

Warnock Hersey International; Pittsburgh, CA 1 Hr. rating for combustible floor/ceiling assembly. Report # WHI-495-PSH-0191. Warnock Hersey International, Pittsburgh, CA 3 Hr. rating for non-combustible floor/ceiling assembly, Report # WHI-495-PSH-0192. This door may be used in a 2 hr. fire-rated wall assembly.



CONSTRUCTION FEATURES:

Door: 18 ga. steel.

Return Frame and Trim: 16 ga. steel.

Insulation: 1-7/8\"/>

Hinge: Fully concealed, pivot type hinge. Allows opening to 170°.

Latches: Self-latching keyed cylinder paddle latch (151 key code), opposite hinge.

Automatic Panel Closer: Furnished on all doors.

Inside Panel Release: Furnished on all doors.

Finish: Electrostatically applied baked grey enamel, over rust-inhibiting phosphate treated steel. This coating can be used as a finish or as a prime coat.

Optional Finishes: (AT EXTRA COST)

- Stainless Steel Type 304 or 316
- Galvanized/Zinc Coated

Option: (AT EXTRA COST)

- Pemko Hot Smoke Seal Gasketing

Ceiling Installation: To comply with current fire regulations, largest size acceptable is 24\"/>

Door Size	Wall Opening	Hinges	Slam Catch	Shipping Wt. Lbs. Steel/Stainless
8"x8"	8 1/4"x8 1/4"	1	1	7
10"x10"	10 1/4"x10 1/4"	1	1	10
12"x12"	12 1/4"x12 1/4"	1	1	12*
12"x24"	12 1/4"x24 1/4"	1	1	22
14"x14"	14 1/4"x14 1/4"	1	1	15
16"x16"	16 1/4"x16 1/4"	1	1	18*
18"x18"	18 1/4"x18 1/4"	1	1	21*
18"x24"	18 1/4"x24 1/4"	1	1	26
20"x20"	20 1/4"x20 1/4"	1	1	26
20"x30"	20 1/4"x30 1/4"	1	2	38
21"x36"	21 1/4"x36 1/4"	1	1	43
22"x22"	22 1/4"x22 1/4"	1	1	29
22"x24"	22 1/4"x24 1/4"	1	1	30
22"x30"	22 1/4"x30 1/4"	1	2	37
22"x36"	22 1/4"x36 1/4"	1	2	44
24"x24"	24 1/4"x24 1/4"	1	1	32*
24"x30"	24 1/4"x30 1/4"	1	2	40
24"x36"	24 1/4"x36 1/4"	1	2	46
24"x48"	24 1/4"x48 1/4"	1	2	62
30"x30"	30 1/4"x30 1/4"	1	2	50
32"x32"	32 1/4"x32 1/4"	1	2	54
36"x36"	36 1/4"x36 1/4"	1	2	67
36"x48"	36 1/4"x48 1/4"	1	2	83
48"x48"	48 1/4"x48 1/4"	1	2	104

* Standard in Stainless Steel • Intended for vertical (wall) application only



**THE WILLIAMS
BROTHERS
CORPORATION**

Corporate Office:
777 Tapscott Rd.
Scarborough, Ontario
M1X 1A2

Phone: (416) 299-7767
Fax: (416) 299-8039
Toll free tel.: 1-888-575-1132
Toll free fax: 1-888-575-1134

www.williams-brothers.com
sales@williams-brothers.com