



Quality Access Doors - FAST!

SUBMITTAL/TECHNICAL DATA SHEET

DESCRIPTION

A premium flush mount cold air return cover which replaces the cover for a 14"x8" opening. This cover fits into the drywall opening of 13.875"x11.5" and has a vented/slotted area of 12"x8.75". This item is taller to maximize air flow while fitting between 2 studs.

APPLICATION

- Designed for 1/2" and 5/8" thick drywall.
- Suitable for low and high wall installations.
- Not suitable for ceiling install (call for ceiling option).
- Combine with DMP14 for vent dampering and shut off.
- Rough-in's available for new builds and major renovations.
- Screws on to the face of your drywall.
- Once finished seaming over the flange, the product is ready to be primed and painted to your wall colour.
- The inserts comes primed white and ready for your paint colour.

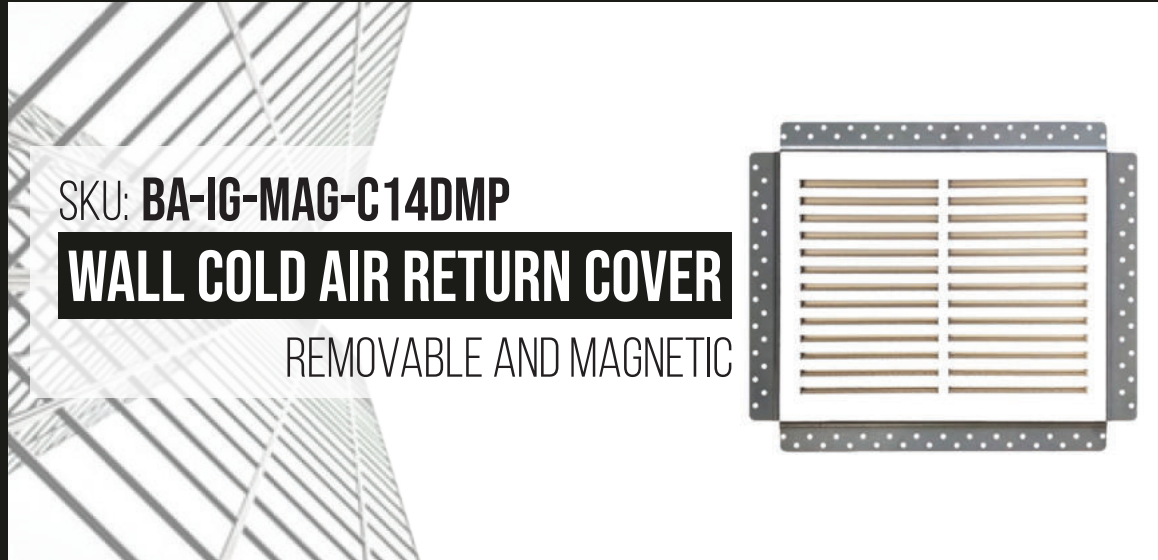
FEATURES

- Magnetic removable triple fibre reinforced cement board grill.
- 24 gauge galvanized satin coat steel frame complete with a beaded edge.
- 4 rare earth magnets (0.250" diameter x 0.060" thick).
- Easy installation, primed and ready to paint.
- 20 degree angled vent slots for directional venting.
- Impact Resistant.
- Moisture and Water Resistant, Mold Resistant.
- Eco-Friendly Manufacturing and Non-Hazardous.

SPECIFICATIONS

- Over 47.4 square inches (305.8 square centimeters) of open area.
- Slot Size: 0.32" x 5.7" (8mm x 145mm).
- 26 angled horizontal slots.
- Slot Angle - 20 degrees-Overall dimensions are 16" x 13.625" x0.5"(406mm x 346mm x 12mm).
- Product weight is 2.2 pounds (1 kilogram)

For a complete list of options visit www.BestAccessDoors.com



SKU: **BA-IG-MAG-C14DMP**

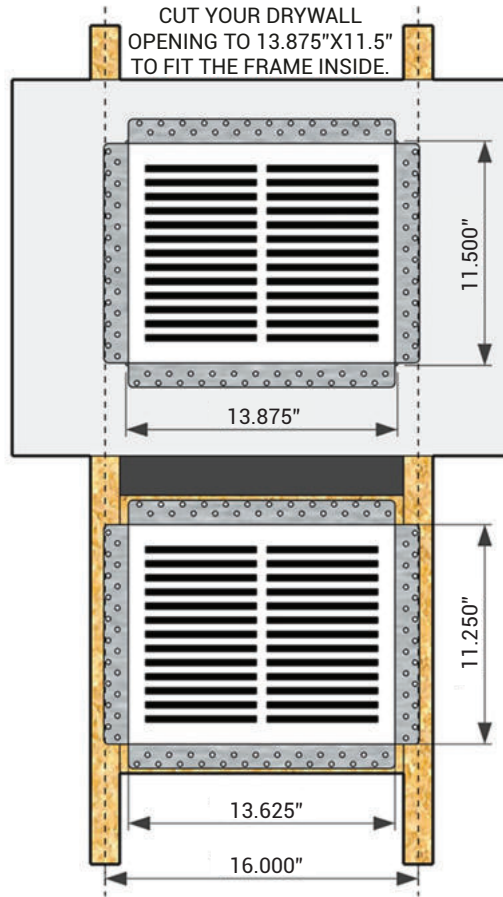
WALL COLD AIR RETURN COVER

REMOVABLE AND MAGNETIC



DIMENSIONS AND APPEARANCE

>> [CLICK TO VIEW ADDITIONAL DETAILS AND PRICING <<](#)

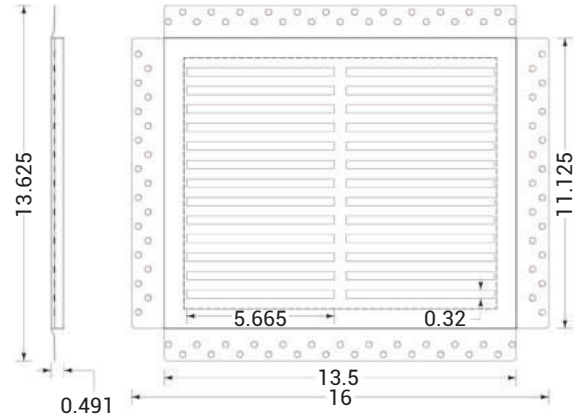


MATERIAL INFORMATION:

Raw Material: cement, fibres, quartz sand, non-hazardous fillers.
 Density: 1.0 < D ≤ 1.2 g/cm³
 Asbestos Content: 100% asbestos-free
 Fire resistance: non-combustible
 Water Absorption: ≤40%
 Resistant Bending Strength: ≤10.5 MPa dry
 Moisture Movement: 0.25 %
 Freeze Thaw: No distortion after 25 repeated cycles of freezing and thawing .

NOTES

THIS MODEL INCLUDES A DUMPER



PROJECT DATA

Custom Sizes Available - Fast!

Scan or Click



PROJECT NAME :	QTY	W	H	OPTIONS
ARCHITECT :				
DEALER :				
CONTRACTOR :				
LOCATION :	SPECIAL INSTRUCTIONS :			
DATE :	SUBMITTAL APPROVAL : (signature or stamp)			
TAGGING INSTRUCTIONS :				

TELEPHONE:
1-800-483-0823
FAX:
1-888-828-6021



228 PARK AVE. S. #76520
NEW YORK, NY, 10003



WEBSITE:
www.BestAccessDoors.com
E-MAIL:
info@bestaccessdoors.com

To view Pricing and Additional Product Info.