



SUBMITTAL/TECHNICAL DATA SHEET

DESCRIPTION

A premium flush mount cold air return cover which replaces the cover for a 14"x6" opening. This cover fits into the drywall opening of 13.75"x8.5" and has a vented/slotted area of 12"x6"

APPLICATION

- Designed for 1/2" and 5/8" thick drywall.
- Suitable for low and high wall installation.
- Not suitable for ceiling install (call for ceiling option).
- Screws on to the face of your drywall.
- Once finished seaming over the flange, the product is ready to be primed and painted to your wall colour.
- The inserts comes primed white and ready for your paint colour.

FEATURES

- Magnetic removable triple fibre reinforced cement board grill.
- 24 gauge galvanized satin coat steel frame complete with a beaded edge.
- 4 rare earth magnets (0.250" diameter x 0.060" thick).
- Easy installation, primed and ready to paint.
- Straight horizontal rectangular slots.
- Fire Rated, non-flammable.
- Impact Resistant.
- Moisture and Water Resistant, Mold Resistant.
- Eco-Friendly Manufacturing and Non-Hazardous.


SPECIFICATIONS

- Over 32.63 square inches (210.5 square centimeters) of open area.
- Slot Size: 0.32" x 5.665" (8mm x 143mm).
- 18 straight horizontal slots.
- Overall dimensions are 16" x 10.5" x 0.5" (406mm x 266mm x 12mm).
- Product weight is 1.54 pounds (0.69 kilogram)

SKU: BA-IG-MAG-C14X6

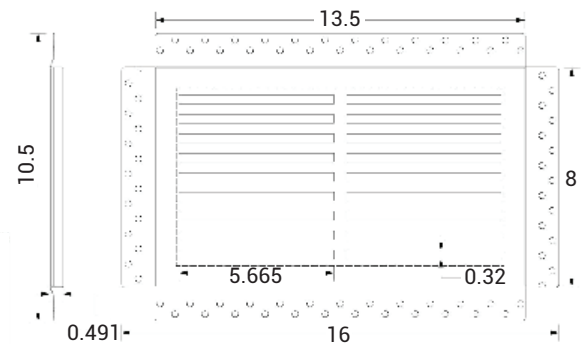
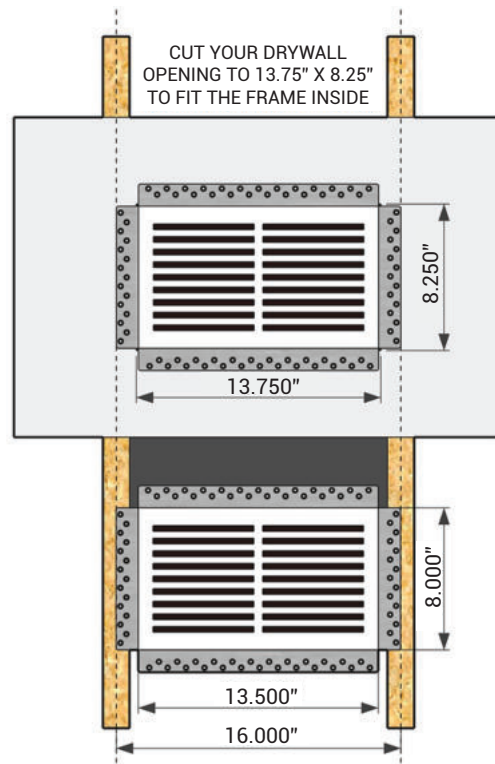
WALL COLD AIR RETURN COVER

REMOVABLE & MAGNETIC



DIMENSIONS AND APPEARANCE

>> CLICK TO VIEW ADDITIONAL DETAILS AND PRICING <<





Material Information:

Raw Material: Cement, fibres, quartz sand, non-hazardous fillers.
Density: $1.0 < D \leq 1.2 \text{ g/cm}^3$
Asbestos Content: 100% asbestos-free
Fire resistance: Non-combustible edge and adjustable diffuser.
Water Absorption: $\leq 40\%$
Resistant Bending Strength: $\leq 10.5 \text{ MPa}$ dry
Moisture Movement: 0.25 %
Freeze Thaw: No distortion after 25 repeated cycles of freezing and thawing .

For a complete list of options visit
www.BestAccessDoors.com

PROJECT DATA

Custom Sizes Available - Fast!

Scan  or  Click



To view Pricing and
 Additional Product Info.

PROJECT NAME :	QTY	W	H	OPTIONS
ARCHITECT :				
DEALER :				
CONTRACTOR :				
LOCATION :	SPECIAL INSTRUCTIONS :			
DATE :				
TAGGING INSTRUCTIONS :	SUBMITTAL APPROVAL : (signature or stamp)			

TELEPHONE:
 1-800-483-0823
 FAX:
 1-888-828-6021



228 PARK AVE. S. #76520
 NEW YORK, NY, 10003



WEBSITE:
www.BestAccessDoors.com
 E-MAIL:
info@bestaccessdoors.com